



West Bloomfield Township

Winter 2012

Inside this issue:

Clerk's Office	2
Treasurer's Tidbits	3
Police Beat	4
News from the Fire Dept.	5-6
Assessing Department	7
Library Corner	9
Working to Rebuild the Relationship between the Public & Their Tap Water	10-11
News from the Community Development Dept.	13-15
New Businesses in WB	16
Dates to Remember	17



From the Supervisor

Michele Economou Ureste and Shellye Dade celebrating the completion of the budget process

For the first time in 20 years, an unprecedented amount of repair and reconstruction projects were completed at town hall, the police department and at four fire stations. By September 2011 over \$571,000 of federal stimulus funds were utilized for energy efficient improvements, including the installation of: low-energy fluorescent lighting, heating and cooling system upgrades including computerized control systems, radiant heat, high energy efficient boilers and furnaces, energy saving occupancy wall and ceiling sensors, window tinting, window weather stripping, caulking and sealing.

The Civic Center campus, home to township hall, police department, library, and parks and recreation department, have thousands of visitors each week. The township has delayed road repairs to Civic Center Drive, for austerity purposes, for as long as possible. Plans are underway for a road reconstruction project, expected to begin this Spring. Extra effort is being taken to schedule the project around key activities and events which are held by the library, parks and recreation, and the township.

Sincerely,
Michele Economou Ureste, M.A.
West Bloomfield Township Supervisor

Key accomplishments in 2011 include a now fully automated BS&A software system linking data between departments township-wide. This improvement led to the revamping of the purchasing policy and the process for handling purchase orders and invoices.

The Human Resources department spent the better part of the 2011 populating the BS&A Human Resources software module and reconciling the data between the new and old databases. The new module, which includes position budgeting, is a working prototype. West Bloomfield is the first township to use the BS&A Human Resources module and BS&A position budgeting for the 2012 budgets. The budget process in 2011 involved additional reporting requirements, as a result of the public safety millage issues. The township's new Budget Director effectively utilized the new software system to produce the standard budget reports, as well as additional special revenue funds to drill down deeper into the numbers than had ever been done before.

Elected Officials

Michele Economou Ureste, *Supervisor*
m_eu@wbtp.com

Catherine Shaughnessy, *Clerk*
c_shaughnessy@wbtp.com

Teri Weingarden, *Treasurer*
t_weingarden@wbtp.com

Lawrence Brown, *Trustee*
l_brown@wbtp.com

Gene Farber, *Trustee*
g_farber@wbtp.com

Steven Kaplan, *Trustee*
S_kaplan@wbtp.com

Howard Rosenberg, *Trustee*
h_rosenberg@wbtp.com

Clerk's Office - Clerk Cathy Shaughnessy

248-451-4848 c_shaughnessy@wbtp.com
Office Hours: 8:00 a.m. – 4:30 p.m. Monday - Friday



Presidential Primary kicks off busy election year!

West Bloomfield Township residents will soon be able to make their voices heard in the race for United States president. Voters will be able to support their choice for presidential nominees on Tuesday, February 28, 2012 in the Presidential Primary Election.

Voters participating in the election will have to select either a Democratic or a Republican ballot prior to actually voting. Please be advised that not all candidates currently running may be on the ballot in Michigan. If you have any questions about the voting process, please contact the Clerk's Office.

Schedule of Elections

Tuesday, February 28, 2012
Presidential Primary
Election

Tuesday, August 7, 2012
State Primary Election

Go to the [West Bloomfield Township Clerk's Office](#) on Facebook to find out about Township Board meeting schedules and agendas, issues and elections and other information about what we are doing everyday to serve our residents and connect to the community. **CLICK THE LIKE BUTTON !**

Follow our TWEETS on Twitter [@ClerkCathy](#) Find out more about what is going on in our community and at township hall.



Redistricting Impacts Township Voters

All voters in West Bloomfield Township will be receiving new voter precinct ID cards later in the spring. Because of redistricting, some voters will be voting in different precincts beginning with the August 7, 2012 State Primary Election.

West Bloomfield is one of the most complicated voting districts in Michigan, having seven school districts, three county commission districts, two state House of Representatives districts, and since the recent redistricting plan—two congressional districts as opposed to the one we had previously.

The new congressional districts have resulted in many precinct changes around the township. The redistricting process occurs every ten years (reflecting population changes measured by the census) and will impact voters for the first time this August.

Please watch for your new voter ID card in the mail sometime after May 1, 2012, and note if your polling location has changed. Please call the Clerk's Office if you have any questions about redistricting and how it impacts you.

Treasurer's Tidbits

Should I pay taxes using my Banks' ePay service? If you choose to initiate payment through your financial institution, please be sure your payment is sent to:

4550 Walnut Lake Road
West Bloomfield, MI 48323

You will need your bank routing number from your savings or checking account to make a payment. Please verify with your bank that the bill will be paid on the date you specify and your account will be debited automatically. eBanking is not as electronic as it appears. Your bank actually works with a third party vendor that cuts a physical check and then mails it to West Bloomfield Township. This is often a lengthy process. Please allow enough time for the check to be cut, mailed and received. We cannot waive interest/penalties due to late tax payments. West Bloomfield Township offers a free ACH payment option with our MVP Banking system that would be an excellent alternative to eBanking.



When are my winter taxes due? Payment is due in full on February 14, 2012. There are a variety of payment options including: in person, U.S. mail, drop box, ach and credit card (fee applies). If paying in person, by cash or check only, please bring in the entire bill. Remember to always confirm that your payment has cleared. Please refer to the back of the tax bill for details, or contact my office at 248-451-4860.

When is the Treasurer's Office open? The Treasurer's office is open, Monday – Friday from 8:00 a.m. until 4:30 p.m. We will be open until 5 p.m. on Tuesday, December 27, 2011.

We are also closed the following days due to public holidays: December 23, December 26, and December 30. Although our offices will be closed, the drop box is always available. The drop box is located on the east side of town hall on the drive-thru island, and is clearly marked for tax payments. You may also use other payment options as mentioned above.

Questions? Please do not hesitate to call me anytime with questions or concerns. I pride myself on always being available to my residents. –*Teri Weingarden*, West Bloomfield Treasurer

Development News

West Bloomfield Plaza Façade Improvement

West Bloomfield Plaza, home to Deli Unique, GNC, Subway, Little Havana just to name a few businesses, (Orchard Lake Road north of Powers Rd) will be receiving a face lift over the next several months. Improvements will include new roofing and siding materials along with a new paint job.





Police Beat

Winter is here! The sledding hills are packed as well as the ski mountains. With each winter snowfall not only come crowds but the potential for injuries. In a regulated world, where children ride in car seats for years, are forced to wear helmets while bicycling, and watched over by anxious parents worried about just about everything, there remains at least one final frontier of unbridled freedom: the great American sledding hill. There, it seems, just about anything goes. Want to climb aboard a snow tube with a friend and spin headlong down a hill? Fine. Want to hurtle, head first, toward a parking lot or a grove of trees on a thin sheet of plastic? Have at it. Sledding is not only a time-honored tradition; it is the epitome of what many of today's parents desperately want. A child who's sledding is playing outside with friends. Now don't get us wrong, this is a great thing. There are things to be aware of though: sledding, we take it for granted sometimes. But it's a very dangerous activity in that there can be very serious injury if something goes wrong. There are no brakes on a sled.

Roughly 22,870 people are injured each year while sledding, according to the US Centers for Disease Control and Prevention. The National Safety Council has several tips for staying safe on sledding hills:

- Make sure children and adults wear helmets and bundle up. The helmet helps prevent head injuries, and bundling up keeps you warm and provide padding and protection.
- Go feet-first down the slope. This will greatly reduce the risk of head injuries.
- Use a steerable runner sled because they're much easier to control.
- Stress to youngsters that while sledding is fun, it can be extremely dangerous.



Have fun at Marshbank Park this winter but be safe!

West Bloomfield Supports Cell Phones for Soldiers

We are pleased to announce that Town Hall has become a collection site for unused cell phones in support of the program "Cell Phones for Soldiers." It is estimated that over 130 million cell phones are replaced each year. Through this program your unused cell phone is sent to ReCellular which in turn pays Cell Phones for Soldiers for each donated phone – enough to provide an hour of talk time to soldiers abroad. Many people don't realize that the donation of their unwanted phones can have such a tremendous benefit for our troops abroad. If you have an unwanted cell phone sitting in a drawer at home, please consider donating the same.





News from the Fire Department

Winters cold weather and the high cost of home heating fuels and utilities are causing many people to search out alternative or supplemental sources of home heating. Wood burning stove and space heater use is growing and fireplaces are being used more frequently. Kerosene fueled heaters are still available and remain popular as well.

When safely and properly used, these forms of supplemental heat can be acceptable but it is interesting to note that these methods are also major contributing factors to many residential fires. Proper use and safe heating practices can go a long way in helping to prevent many of these fires. To help everyone have a safe, happy winter season that is free of fire, we are happy to provide the following fire safety tips:

Wood Stoves & Fireplaces

- Be sure the fireplace or woodstove is of good quality, properly installed and has adequate clearance (36") from combustible surfaces along with proper floor support and protection.
- Have the chimney inspected annually and cleaned if necessary, especially if it has not been used in some time.
- Do not use flammable liquids to start or accelerate any fire.
- Keep a glass or metal screen in front of the fireplace opening to prevent embers or sparks from flying out.
- Don't use excessive amounts of paper to build roaring fires in fireplaces. It is possible to ignite creosote that may be in the chimney by overbuilding a fire.
- Never burn charcoal indoors. Burning charcoal can give off lethal amounts of carbon monoxide.
- Keep flammable materials away from your fireplace mantel. A spark from the fireplace could easily ignite these materials.
- Be sure any fire is out before you go to sleep. NEVER close your damper with hot ashes in the fireplace.
- If manmade logs are used follow the package directions and NEVER use more than one such log at a time. NEVER break apart a synthetic log to quicken a fire.

Chimney-Roof Fire



Furnace & Heating

- Have your furnace cleaned and inspected by a qualified specialist to ensure it is in good working order.
- Be sure all furnace controls and emergency shutoffs are in proper working condition and are easily accessible.
- Check the flue pipe and pipe seams. Are they supported and free of holes and cracks? Soot along or around seams may be an indicator of a leak.
- Is the chimney solid, with no cracks or loose bricks. All unused flue openings should be sealed with solid masonry to prevent toxic gasses from entering the home.
- Keep trash and other combustibles away from the heating system.



Furnace Check

continued on next page

Fire Department continued..

Kerosene Heaters

- Be sure heater is in good working order. Inspect exhaust parts for carbon build up. Be sure heater has an emergency shut off in case the heater is tipped over.
- Never use fuel burning appliances without proper ventilation. Burning fuel (coal, kerosene or propane, for example) can produce deadly fumes.
- Use **ONLY** the fuel recommended by the heater manufacturer. **NEVER** introduce a fuel into a unit not designed for that type of fuel.
- Keep kerosene or other flammable liquids stored in approved metal containers, in well ventilated storage areas, outside of the home.
- **NEVER** fill the heater while it is operating or hot. When refueling an oil or kerosene unit, avoid overfilling. **DO NOT** use cold fuel as it may dangerously expand in the fuel tank as it warms up.
- Refueling should be done outside of the home (outdoors). Keep young children away from space heaters — especially when they are wearing night gowns or other loose clothing that can easily be burned.



Results of a kerosene heater fire

Other Fire Safety Tips

- Never discard hot ashes inside or near the home. Place them in a metal container outside and well away from the home (not on a deck).
- Never use a range or an oven as a supplemental heating device. Not only is it a safety hazard, it can be a source of toxic fumes.
- If you use an electric heater, be sure not to overload the circuit and plug the device directly into the wall outlet.
- Avoid using electric space heaters in bathrooms or other areas where they may come into contact with water.
- Frozen water pipes? **NEVER** try to thaw them with a blow torch or other open flame, otherwise the pipe could conduct the heat and ignite the wall structure inside the wall space. Use hot water for thawing or a device, like a hand held dryer, evaluated by a nationally recognized laboratory such as Underwriters Laboratory (UL). Using an appropriately licensed and insured contractor for such work is highly advisable.
- If windows are used as emergency exits in your home, practice opening them in the event a fire should strike. Be sure they all open easily. Home escape ladders are recommended.
- If there is a fire hydrant you can assist the fire department by keeping the hydrant free of snow so in the event it is needed, it can be located quickly.

Finally

- Be sure every level of your home has a working smoke alarm, and be sure to check and clean them on a monthly basis. Working smoke detectors **SAVE LIVES**.
- Plan and practice a home escape plan with your family. Prepared families are safe families.

Please take the time to practice these important safety tips and should you have any questions please contact the West Bloomfield Fire Department at 248-409-1505 (emergencies CALL 911). The West Bloomfield Fire Department wishes everyone a safe, healthy winter, holiday season and New Year.

Assessing Department

Did you know...

That you can visit the Township's website to learn more about the Assessor's Office?

The site will provide an assessment overview, FAQ and other pertinent data. The site is www.twp.west-bloomfield.mi.us. Then simply click under "departments" and then click again, under assessing department. If you prefer, please contact our office at 248.451.4850 during normal business hours and we will be happy to serve you.

December 31st is Tax Day in Michigan. This means, in part, that we will be determining the True Cash Value of all properties subject to taxation within the Township as of this date. We encourage all property owners to review their property record card, which is on file with our office, to determine the accuracy of the physical characteristics. It is important that the physical characteristics of your home to be properly recorded on the property record card to ensure accuracy in the valuation process. We will be finalizing the assessment roll for 2012 in January. Assessment notices will be mailed in February 2012 and the Board of Review appeals hearings will be held in March.

Best wishes for 2012,

West Bloomfield Assessing Department

Development News

Maple & Drake Update

Construction on at the southeast corner of Maple and Drake continues. Ciena Healthcare's team is in the process of constructing a 120 bed skilled nursing facility that was approved by the township last year. The site was designed to protect the wetlands located on the south portion of the site, and an observation boardwalk will be constructed, which can be accessed from Drake Sports Park for the public to enjoy the preserved wetlands.



Construction of the site



Approved Elevation



West Bloomfield Parks and Recreation Invites You to

The Henry Ford West Bloomfield Hospital

WINTER FEST 2012

SATURDAY, FEBRUARY 4 1 TO 4 PM

MARSHBANK PARK



2805 Hiller Road WB 48324

Cardboard Sled Races

(Make your own cardboard sled to race)

Sledding for Everyone

(Bring your own sleds)

Dog Sled Demonstrations & Rides

(Shemhadar Sled Dog Adventures)

Visit with the Reindeer

(Carousel Acres)

Snowshoeing

(Oakland County Mobile Unit)

Snowman Building Contest

(Don't forget your accessories)

Frozen Golf / Frozen Pie Eating Contest

Frozen Bowling / Jack Frost S'mores

FREE WINTER FUN FOR EVERYONE!

Complete Information Online @

www.WestBloomfieldParks.org

or Call 248.451.1900



Sponsored by



HENRY FORD
WEST BLOOMFIELD
HOSPITAL

 **Hiller
Chiropractic**

Howard Rosenberg, DC
www.hillerchiro.com

Library Corner

eBooks are Here! eBooks continue to grow in popularity, and the Library adds more eBooks each month to keep up with demand. Find more than 14,000 bestsellers, fiction and nonfiction favorites, and eBooks for young adults and children. Read eBooks from the Library on a computer, smartphone, tablet devices like the iPad and Zune HD, or on eReaders like the Kobo and Sony Reader. Kindle eBooks are now available, too. Search for eBook titles from the Online Library at www.westbloomfieldlibrary.org Click on “Read” and then on “eBooks.”



Download and read eBooks at the Library or from home

Have questions about eReaders? Come to the Library’s popular workshop, “Demystifying eReaders.” This overview of some of the bestselling eReaders includes information about devices that work with the Library’s eBook collection. This is not a hands-on class but you’ll leave with many of your questions answered. *Registration is required.* Go to www.westbloomfieldlibrary.org and click on “Programs.”

Need more help with eReaders and eBooks? Make an appointment for one-on-one help and receive personalized answers from Library experts. Call (248) 232-2290 to set up a time. You also can stop by Library Information Desk for assistance and tip sheets.

Try Interactive eBooks for Kids. Picture books come to life with animation, music and narration in a special collection called TumbleBooks. Children can watch and listen as stories unfold, and young readers can build vocabulary and comprehension skills by following along with the text. More than 300 TumbleBook titles are available. Children can also play games and solve puzzles related to the books. Books are available in English, French and Spanish. Enjoy TumbleBooks directly from the Online Library, no downloading is required. Go to the Library’s website for children at www.WB-Buzz.org, click on “Fun and Games,” and then click on “TumbleBook Library.”

Keep current with our new Digital Delivery eNewsletter. Each monthly issue features new and popular eBook and eAudiobook titles that the Library recently purchased, reading recommendations, and information for book lovers and reading enthusiasts. To subscribe to the Digital Delivery eNewsletter, go to www.westbloomfieldlibrary.org/enews.php

Mark your calendar: Test Drive eReaders. Try a selection of eReaders during National Library Week in April. See first hand how the Kindle, iPad and other devices perform at our hands-on eReader showroom. Watch live demos and compare the design, features and operation of these eReaders. Librarians will be available to answer questions about downloading eBooks from the Library’s collection. Go to www.westbloomfieldlibrary.org and click on “Programs” for dates and times.

Working to Rebuild the Relationship between the Public & Their Tap Water

There are two words that can redefine the future of public water distribution systems – Shared Responsibility. Now more than ever, the public’s relationship with water faces many major challenges, and it starts at the Tap! We are looking to work to transform the relationship between people and their water, and the Charter Township of West Bloomfield Water and Sewer Department wants to be *“Part of the Solution - Not the Problem!”*

In order for customers to support their public water system, they must understand the invaluable role that tap water provides to their daily lives. Even more, it is important that our public view us as a water utility of stewards that protect public health and build environmental sustainability, rather than the common thought of us just being bill collectors every quarter of the year. Although we recognize that water and sewer is getting more and more expensive as rates increase from the City of Detroit each year, for years this water utility has provided the beautiful community of West Bloomfield with reasonably affordable and safe tap water. During this time, a knowledge gap has somehow detrimentally formed itself between the water utility and public. It is easy for all of us to never really think about our tap water, even when it is flowing from every fixture in our homes. In fact, just the opposite in thought process is occurring.



The common understanding of a customer is that the water and sewer bill that comes in the mail is too expensive. And sometimes, if there was a leak in the private water system of a customer, that the municipality needs to provide a monetary break or reduction in the bill because they did not realize the actual benefit of usage of that water leakage. There is a cost for all water that is master-metered coming into our township from the City of Detroit as well as for all of the sewage that exits our community for ultimate wastewater treatment. This includes recent sewer system pipe metering performed by Oakland County, who is responsible for pumping and transporting our sewage back to the City of Detroit. Put simply, water and sewer has become very expensive business. Please know that you are considered a valued

customer. All Water and Sewer Department professionals work very hard to be continually cognizant of beneficially controlling costs to your pocketbook with respect to drinking water and sanitary sewer.

We want to work to always better communicate with our customers and answer any questions or concerns. Our Billing Division can be reached at (248) 451-4832 and our Operations and Maintenance Department at (248) 451-4782.

There are two mutual priorities that exist for both the municipal utility and the public customer – money and health. The public is interested in affordable water bills and safe drinking water. Water utilities are interested in cost-effective measures that need to be taken to minimize customer bills, live within reasonable budgets, while also meeting stringent and ever-growing drinking water standards without the assistance of federal or state-funded allocations of dollars. Part of the solution requires **communication** and **more communication**.

The three pillars of our community municipal water are Safety, Affordability and Reliability. We want our public to know that the priorities of money and health are shared with us as well. We desire to strive in building public trust. The way we see it – trust impacts acceptability to a certain degree. We are on your side and want to take the time to thoroughly provide explanations to any of your questions. Do not hesitate to give us a call at the numbers mentioned previously in this newsletter or the website listed below.

As our customer, it is our goal to save you money while also saving the environment. We encourage the drinking of tap water.

- Plastic bottled water costs \$1,000 for 1,000 gallons.
- Tap water costs \$5.15 for 1,000 gallons plus \$3.59 for every 1,000 gallons of sewage.



Tap water is much more affordable than bottled water


We have to make investments for the longevity and reliability of the community drinking water system, but without having those future capital improvement projects going financially overboard. We only do what must be done in accordance with Best Management Practices engineered under state and federally mandated guidelines and standards. Our ultimate goal is for customers to think about the value of water every time the tap is turned on, timers on sprinkler systems are set, and when sprinklers run. We do not want watering to occur during the daytime. Restricting the watering of lawns and landscaping between 11pm and 5am each day will save our community a tremendous amount when annual rate increases roll around from Detroit to our community each year.

Again, the West Bloomfield Water and Sewer Department is here to help and be part of the solution – not the problem. We understand today's cost of water and sewer and want to work to assist you in saving money. Please feel free to contact us for an appointment to inspect your homes plumbing for potential leaks, including camera-video tape evaluations of your sanitary sewer service lead. Although our department is somewhat small in order to keep costs down, sometimes these customer service options that we afford to you can save you hundreds, if not thousands of dollars. We typically can work to establish an appointment within the same week that you call unless you have an absolute emergency that requires immediate response. For an immediate water or sewer emergency response please contact (248) 682-9200 to reach our Public Safety Dispatch Center 24/7.

Please feel free to contact us if you should have any questions or concerns with regards to water and/or sewer. Our website is www.wbtwp.com.

Sincerely,

Ed Haapala, Director



**West Bloomfield Parks & Recreation
Invites You to the 2012**

**DADDY / DAUGHTER
DINNER DANCE**

Thursday, February 23

6 - 9 pm

At Glen Oaks Golf Course

30500 13 Mile Road

Between Orchard Lake and Middlebelt Roads

**Back by popular demand is a full
Dinner Buffet which includes: Roast
Sirloin, Herb Baked Chicken, Mac &
Cheese, Vegetable, Potatoes,
Salad Bar, Coffee and Pop.**



Fees:

Code #	Date	Day	Time	R/NR Fee	Age
Adult (Dads, Grandfathers, Uncles, etc)					
110070-1A	02/11	Th	6:00P-9:00P	\$25/\$30	18-Adult
Daughter (first child)					
110070-1B	02/11	Th	6:00P-9:00P	\$25/\$30	3-17
Additional Daughter (per additional child)					
110070-1C	02/11	Th	6:00P-9:00P	\$17/\$17	3-17

**To Register Call 248-451-1900
Or online at
www.WestBloomfieldParks.org
Activity Code # 110070**

This year's pictures will again be done by a professional photographer. Photo Packages start at \$15; cash, check or charge payable to the photographer the night of the dance. More information will be online in early February with regards to ordering extra pictures.

New from the Community Development Department

As the nights get cooler, you will be looking for ways to keep warm including lighting up the your fireplace, cranking up the furnace and turning on the space heaters. A house fire is not a guest you would want to invite into your home. Community Development Department provides some tips will help you keep your family safe and warm this winter season.



Before a Storm Hits

- Keep space heaters away from flammable materials such as curtains and furniture. NEVER leave them unattended!
- Bring pets indoors.
- Gather firewood for supplemental heating sources such as a fireplace, wood stove, etc. or secure extra supplies of home heating fuel.
- Make sure you have proper ventilation.
- Install smoke alarms and carbon monoxide detectors in the home.
- Move all vehicles inside the garage if possible.
- Trim back tree branches near the home that might snap under the load of accumulating snow and ice.
- Insulate all exposed water pipes outside the home; open spigots to allow a small, continuous drip to prevent freezing.
- Protect your roof against heavy snow and ice loads; clean gutters.
- Always remove garden hoses and drain water from spigots.



Stay Safe and Warm. Before you light your first fire of the season, be sure you have completed these safety steps, will ensure your home is ready for winter's frosty visitors.

- Have your chimney or wood stove inspected and cleaned annually by a certified chimney specialist.
- Clear the area around the hearth of debris, decorations and flammable materials.
- Install smoke alarms on every level of your home and inside and outside of sleeping areas. Test them monthly and change the batteries at least once a year.
- Provide proper venting systems for all heating equipment. Make sure all vent pipes extend at least 3 feet above the roof.
- Never leave a fire in the fireplace unattended. Extinguish the fire before going to bed or leaving the house.
- We recommend you install spark arrestors on all chimneys, stovepipes and vents for fuel-burning heaters. Use spark arrestors made of 12-gauge welded or woven wire mesh screen with openings 1/2 inch across.

continued on next page

Community Development Dept. continued..

Sidewalk and Walkways. Winter season brings a number of guests to your door, including snow and ice. Keep walkways and driveways clear and safe with these tips:

- Before the storm; lay down a layer of deicing sand/salt to minimize the buildup of ice during the storm.
- After the storm, laydown layers of deicing sand/salt to melt the snow and ice. Once it begins to melt you can chip away at the layers with a snow shovel to move it off of steps and walkways.
- Before venturing outside, be sure you are dressed in warm layers!

Furnace Safety

- Be sure all furnace controls and emergency shutoffs are in proper working condition. If something needs repairs, call a licensed professional. Do not attempt them yourself unless you are qualified.
- Inspect the walls and ceiling near the furnace and along the chimney line. If the wall is hot or discolored, additional pipe insulation or clearance may be required.
- Check the flue pipe and pipe seams to make sure they are well supported, free of holes, and cracks. Soot along or around seams may be an indicator of a leak.
- Keep trash and other combustibles away from the heating system.

Portable Space Heaters

- When buying a heater, look for one that has been tested and labeled by a nationally recognized testing company, such as Underwriter's Laboratories (UL).
- Keep the heater 3 feet away from drapes, furniture or other flammable materials.
- Place the heater on a level surface away from areas where someone might bump into it and knock it over. Be careful to keep children and pets away from the heater.
- Try to locate electric space heaters where they can be plugged directly into the wall outlet. If you must use an extension cord, make sure it is a heavy duty cord marked with a power rating at least as high as that on the label of the heater itself.

Ice Dams. What is an ice dam? Ice dams are formed when air in the attic is warm enough to cause snow and ice on the roof to thaw and refreeze repeatedly. Pools of water then become trapped under layers of ice that seep under your roof covering (shingles) into the attic.

- Keep the warm air downstairs where it belongs with sufficient insulation on the floor of the attic. Consider also using a dehumidifier to control water vapor.
- Seal all openings that would allow vapor to rise into the attic; this includes any holes created from installing light fixtures or ceiling fans.
- Provide good attic ventilation to replace warm air in the attic with cold outside air.
- Keep gutters and downspouts clear to allow melted snow and ice to flow away from your home.



Community Development Dept. continued..

Foam, Dome, Drip to Prevent Frozen Pipes. Damage from frozen pipes is the second most common cause of insurance claims in America. The average homeowner will have to spend thousands to repair damage from a frozen, leaking pipe. With just three simple steps, you can protect your home from this costly damage. Remember: FOAM, DOME, DRIP

FOAM: Insulate pipes exposed to the elements or cold drafts. For as little as \$1 per 6' of insulation, you can stop pipes from freezing and save energy. By keeping your water warmer, you reduce the amount of energy needed to heat water in the cold, winter months.

DOME: Place an insulating dome or other coverings on outdoor faucets and spigots also reduce the likelihood of the water in your homes pipes freezing, expanding and causing a costly leak.












DRIP: By allowing a slow drip from your faucets, you reduce the build-up of pressure in the pipes. Even if the pipes freeze, you have released the pressure from the water system reducing the likelihood of a rupture. If you are going out of town, and you suspect they temperatures will drop, turn off the water to your home and open all of the taps to drain the water system. This way you won't return to a mess.



Your local home improvement store will have all of the tools and expertise you will need to complete these steps. FOAM, DOME, DRIP your way to a safe and winter!

Insulation. Your feet aren't the only things that need a nice warm blanket during the winter months. The best way to weather the winter weather is to keep all of that warm toasty air inside! Doors and windows are just some of the places that you should ensure are well insulated before the temperatures start to drop.

- Look for air leaks around windows and doors using a lit incense stick. If the smoke is sucked out of an opening, seal the leak with caulk, spray foam or weather stripping. Don't forget about holes in the attic, basement and crawlspaces!
- The easiest place to insulate that will generate the biggest results is your attic. We recommend at least 12 – 15 inches of insulation on the floor of your attic.
- If you don't have energy efficient windows, consider using shrink film window insulation kit from a local hardware store.



Development News

Former US Blades Building Site

Demolition of the former US Blades building is about complete. Plans are being reviewed at the township for construction in 2012. The site, which is the township's first Planned Unit Development (PUD) will be home to 125 senior independent living units.



Demolition of the US Blades building



Approved Elevation

New Businesses or Expansions in West Bloomfield

Al-Oumara Restaurant

6096 W. Maple Rd.

www.aloumararestaurant.com

Celebrity Placement Services (ML Orchard Office Bldg)

6230 Orchard Lake Rd., Suite 120

www.celebrityplacementservices.com

Jos. A Banks (Shoppes at Old Orchard)

6645 Orchard Lake Rd.

www.josbanks.com

Just Baked (Shoppes at Old Orchard)

6663 Orchard Lake Rd.

www.justbakedshop.com

Mathnasium (Orchard Mall)

6333 Orchard Lake Rd.

www.mathnasium.com

Michigan Orthopaedic Institute (West Oaks Medical Bldg)

33200 14 Mile Rd, Suite 220

www.moimd.com

Oakland Women's Health (Maple Creek Office Center)

6079 W. Maple Rd.

Olga's Creations (Market Square Plaza)

2065 Walnut Lake Rd.

www.bakedimpressions.com

Opulent Apparel (West Bloomfield Plaza)

6708 Orchard Lake Rd.

(248) 757-2551

Princess Mediterranean Grill (Robin's Nest)

7425 Orchard Lake Rd.

www.princessmediterraneangrill.com

Smashburger (Boardwalk Shopping Center)

6916 Orchard Lake Rd.

www.smashburger.com

State Farm Insurance (Bloomfield Avenue Shoppes)

6327 Haggerty Rd.

www.statefarm.com

Dates to Remember

January	Monday 2nd	New Years Holiday (<i>Township offices closed</i>)
	Monday 9th	Township Board Meeting
	Monday 16th	Martin Luther King Jr. Holiday (<i>Township offices closed</i>)
	Monday 23rd	Township Board Meeting

February	Saturday 4th	Winterfest (<i>Marsbank Park</i>)
	Monday 6th	Township Board Meeting
	Monday 20th	Presidents Day (<i>Township offices closed</i>)
	Thursday 23rd	Daddy Daughter Dinner Dance (<i>Glen Oaks Golf Course</i>)
	Tuesday 28th	Presidential Primary Election (<i>Voting Precincts</i>)

March	Monday 5th	Township Board Meeting
	Saturday 10th	Mother/Son Bowling Party (<i>Wonderland Lanes</i>)
	Friday 23rd	Spring Fling Egg Hunt (<i>Marsbank Park</i>)
	Monday 26th	Township Board Meeting



Charter Township of West Bloomfield

Town Hall.....248-451-4800
 4550 Walnut Lake Road
 West Bloomfield, MI 48325
Assessing.....248-451-4850
Clerk's Office.....248-451-4848
Community Development
Building.....248-451-4842
Code Enforcement.....248-451-4880
Inspections.....248-451-4858
Planning.....248-451-4828
Development Services
Engineering.....248-451-4824
Environmental/Soil Erosion.....248-451-4818
Grading.....248-451-4852
Personnel.....248-451-4803
Supervisor's Office.....248-451-4800
Treasurer's Office.....248-451-4860

Fire.....248-409-1505
 5425 West Maple (Main Station)
 West Bloomfield, MI 48324
Police.....248-975-9200
 4530 Walnut Lake Road
 West Bloomfield, MI 48325
Water and Sewer.....248-451-4780
 2400 Haggerty Road
 West Bloomfield, MI 48323
Billing.....248-451-4832
Library.....248-682-2120
 4600 Walnut Lake Road
 West Bloomfield, MI 48323
Westacres Branch248-363-4022
Parks and Recreation.....248-451-1900
 4640 Walnut Lake Road
 West Bloomfield, 48325
Aquatic Center.....248-451-1901

Dial 911 for Police, Fire and EMS Emergencies and (248)682-4400 for Water and Sewer Emergencies

Visit us on the web at www.wbtwp.com

Follow us on facebook and twitter



Would you like to be added to our mailing list and receive this email electronically every quarter?

If so please email your email address to p_chapin@wbtwp.com